

## TODAY'S SUGGESTED SCHEDULE

**NOTE:** This version of the curriculum is designed especially for churches with fewer leaders and kids. You may want to use it if you have just one or two leaders and if you combine all your kids in both Large and Small Group time.

### TODAY'S BIBLE STORY

**All Around the World**  
The Great Commission  
and Ascension  
Matthew 28:16-20;  
Luke 24:50-53; Acts 1:1-11

### TODAY'S BOTTOM LINE

Share God's love with others.

### MONTHLY MEMORY VERSE

"So we say with confidence,  
'The Lord is my helper;  
I will not be afraid.'"  
Hebrews 13:6a, NIV

### MONTHLY VIRTUE

**Confidence**—Living like you  
believe God is with you

### BASIC TRUTH

I should treat others the way  
I want to be treated.

### PRELUDE: Setting the tone for the experience

See the **Getting Ready** pages at the end of this document for a detailed description of what you'll need for today.

In the **Prelude** folder of your curriculum, you'll find a variety of other resources to help you prepare.

### SMALL GROUP

**15**  
MIN

#### **SOCIAL: Providing time for fun interaction**

Early Arriver  
Opening Activity

### LARGE GROUP

**35**  
MIN

#### **STORY: Communicating God's truth in engaging ways** **WORSHIP: Inviting people to respond to God**

Welcome/Opener  
Worship  
Bible Story  
Bottom Line  
Prayer  
Closer

### SMALL GROUP

**25**  
MIN

#### **GROUPS: Creating a safe place to connect**

Bible Story Review: Movin' Me  
Application Activity: Like and Share  
Memory Verse Activity: WORDSLE  
Prayer Activity: Pray and Dismiss

### HOME: Prompting action beyond the experience

Parent Cue Card (Print or Email)  
Devotionals for Kids  
Parent Cue App

# RAISE YOUR GAME

PLAY WITH CONFIDENCE

WEEK  
**ONE**  
MAY 2023

SMALL GROUP  
**K-5**  
STARTER

PRELUDE

SOCIAL

STORY

WORSHIP

GROUPS

HOME

PROVIDING TIME FOR FUN INTERACTION  
15 MINUTES

## MADE TO CONNECT

an activity that invites kids to share and collaborate with others while growing their understanding



*Before kids arrive, pray for the kids who will come to group time—those who attend regularly and those who may be new. Ask God to create an environment where kids can feel comfortable and safe as they ask questions and seek God. Pray that you would grow in confidence by trusting God with your life as you lead kids to do the same in their own.*

## TODAY'S BIBLE STORY

### All Around the World

The Great Commission and Ascension

Matthew 28:16-20;

Luke 24:50-53; Acts 1:1-11

## TODAY'S BOTTOM LINE

Share God's love with others.

## MONTHLY MEMORY VERSE

**"So we say with confidence,  
'The Lord is my helper;  
I will not be afraid.'"**

Hebrews 13:6a, NIV

## MONTHLY VIRTUE

Confidence—Living like you believe God is with you

## BASIC TRUTH

I should treat others the way I want to be treated.

## 1. EARLY ARRIVER

**WHAT YOU NEED:** Offering container and handheld video games (even the kids' own devices)

### WHAT YOU DO:

- Welcome kids to Small Group as they arrive.
- Invite kids who brought an offering to put it in the offering container.
- Set out the games and invite the kids to play.
- As the kids play, ask:
  - What's your favorite video or online game?
  - Who do you play it with?
  - What's the best part of that game?
  - What game do your friends play most often?
  - How do you win your game?
  - What happens when you lose your game?
  - What game would you play ALL day long if you were allowed?
  - (For kids who don't play any or many video games) What's your favorite game to make up or your favorite card or board game to play with friends?

# RAISE YOUR GAME

PLAY WITH CONFIDENCE

WEEK  
**ONE**  
MAY 2023

SMALL GROUP  
**K-5**  
STARTER

PRELUDE

SOCIAL

STORY

WORSHIP

GROUPS

HOME

PROVIDING TIME FOR FUN INTERACTION  
15 MINUTES

## MADE TO CREATE

an activity that explores ideas through the process of drawing, building, designing, and problem-solving



## TODAY'S BIBLE STORY

### All Around the World

The Great Commission and Ascension

Matthew 28:16-20;

Luke 24:50-53; Acts 1:1-11

## TODAY'S BOTTOM LINE

Share God's love with others.

## MONTHLY MEMORY VERSE

"So we say with confidence,  
'The Lord is my helper;  
I will not be afraid.'"

Hebrews 13:6a, NIV

## MONTHLY VIRTUE

Confidence—Living like you believe God is with you

## BASIC TRUTH

I should treat others the way I want to be treated.

## 2. OPENING ACTIVITY

**WHAT YOU NEED:** "Roll-a-Player" Activity Pages, dice, copy paper, and coloring materials

**WHAT YOU DO:**

- Give each kid a "Roll-a-Player" Activity Page, a piece of paper, and a die.
- Set out the coloring materials.
- Tell kids they'll compete to be the first to complete a design of a player or character in a video game.
- Direct the kids to roll the die and complete the item on their player based on what number they rolled.
- If they roll a number for which they've already drawn the part on their character, they roll again until they get a number they haven't completed.
- To play this as a group with one die:
  - Gather the group in a circle.
  - Instruct one kid to roll the dice.
    - In this version, all of the kids are rolling to get a one then a two, and so-on through all six numbers.
  - Go around the circle and allow all of the kids to roll the die.
  - Direct the kids who roll a one to start drawing.
  - If a kid rolls any other number, instruct them to pass the die.
  - Direct the kids to continue going around the circle and rolling with the kids rolling for the numbers they need. (For example, the second time around, kids are rolling for a one to start or a two to move on if they already got a one.)
  - Consider making this even more challenging by having two dice move around the circle—one clockwise and one counterclockwise.
- The first kid to have their character and background completed, wins.
- For especially competitive groups, you may need to set the parameter that their drawings must be creative and follow the guide—no "phoning it in" just to win the game.

**WHAT YOU SAY:**

"You made some awesome video game characters! I wonder what adventures they'll go on. They'll have missions and quests and expeditions to the unknown! **[Transition] Let's go hear about an adventure and a quest given to a group of not-so-super heroes in real life. How will they accept their mission?"**

Lead your group to the Large Group area.

# RAISE YOUR GAME

PLAY WITH CONFIDENCE

WEEK  
**ONE**  
MAY 2023

SMALL GROUP  
**K-5**  
STARTER

PRELUDE

SOCIAL

STORY

WORSHIP

GROUPS

HOME

CREATING A SAFE PLACE TO CONNECT  
25 MINUTES

## MADE TO MOVE

an activity that increases the oxygen in the brain and taps into the energy in the body



## \*1. MOVIN' ME

[TALK ABOUT GOD | BIBLE STORY REVIEW]

**WHAT YOU NEED:** "Movin' Me Story" Activity Page and video game controller

### WHAT YOU DO:

- Direct the group to spread out.
- Hold up the video game controller.
- Explain to the kids that your movements on the controller will direct their movements.
  - UP means jump.
  - DOWN means crouch.
  - LEFT means step to the left.
  - RIGHT means step to the right.
- Practice a few rounds of moving the controller and the kids moving at your direction.
- Read the Bible story with the "Movin' Me Story" Activity Page.
- Move the controller as you do so, holding it up so kids can see.
- Make sure the kids follow the directions of the controller.
- If you're uncomfortable reading and using the controller at the same time, ask an older kid to move the controller as you read.
- If kids DON'T move the way you indicate with the controller, say "GAME OVER," and start again.
- Play until kids can get through the whole story!

### WHAT YOU SAY:

"Our group of adventurers—Jesus' friends and followers—were given a HUGE mission! They were told to share God's love and Jesus' story with everyone on Earth! That's huge!

"Jesus appeared after His resurrection and spoke to His friends, giving them their mission, then He went to heaven. He promised them that the Holy Spirit would be with them soon to help them carry out their quest to make sure everyone in the world hears the story of Jesus!

"We have the same type of mission to **share God's love with others**. In fact, we're part of that original mission from Jesus. That might seem overwhelming. But in reality, you don't have to think about the WHOLE WORLD knowing God's love. You just have to think about YOUR WORLD. Who's in your world? (Encourage kids to list their family members, school friends, neighborhood friends, activity friends, and even online spaces, as their world.) That's right! Those are the people you can show God's love to."

**[Make It Personal]** (Share with the group the most recent time you shared God's love with someone in your world. Maybe you were helpful to a neighbor during a winter storm, participated in a service project over Easter, or comforted a friend in a difficult time. Emphasize that both your actions and your words show God's love.)

## TODAY'S BIBLE STORY

### All Around the World

The Great Commission and Ascension  
Matthew 28:16-20;  
Luke 24:50-53; Acts 1:1-11

## TODAY'S BOTTOM LINE

Share God's love with others.

## MONTHLY MEMORY VERSE

"So we say with confidence,  
'The Lord is my helper;  
I will not be afraid.'"  
Hebrews 13:6a, NIV

## MONTHLY VIRTUE

Confidence—Living like you believe God is with you

## BASIC TRUTH

I should treat others the way I want to be treated.

# RAISE YOUR GAME

PLAY WITH CONFIDENCE

WEEK  
**ONE**  
MAY 2023

SMALL GROUP  
**K-5**  
STARTER

PRELUDE

SOCIAL

STORY

WORSHIP

GROUPS

HOME

CREATING A SAFE PLACE TO CONNECT  
25 MINUTES

## MADE TO IMAGINE

an activity that promotes empathy and facilitates concrete application through role-play and reenactment



## 2. LIKE AND SHARE

[LIVE FOR GOD | APPLICATION ACTIVITY]

**WHAT YOU NEED:** "Like and Share" Activity Pages and coloring materials

**WHAT YOU DO:**

- Give each kid a "Like and Share" Activity Page.
- Set out the coloring materials.
- Together, brainstorm with the kids who they want to SHARE the message of Jesus with and how they'll do it.
- Invite the kids to write or draw their answers in the boxes on their "Like and Share" Activity Page.
- Be ready to help younger kids spell or provide ideas if needed for drawing people and areas of their worlds, like the playground or classroom.

**WHAT YOU SAY:**

"It's easier than ever to share something these days! We can share on social media, by text, in a playlist, on a game platform, on a smart board at school, or even the old-fashioned ways by talking to someone or writing a note! You have so much to share, from what you like and don't like, your high score of the day, your favorite song or video, and a snap of your conversation with your cousin from far away.

"But most importantly, you can **share God's love with others**. No matter where you're sharing—online or in person, at school or in your neighborhood—you can come up with ways to share God's love with everyone around you. You've come up with some great ways to share God's love in a lot of different parts of your world. (Invite kids to share with others what they've illustrated on their papers.) Keep these somewhere special so you can remember all the ways you have to share God's love."

*Optional Discussion Questions for Older Kids*

If you lead 4th, 5th, or 6th graders, consider asking these discussion questions:

- What is the best way to **share God's love with others**, through thoughtful conversations or helpful actions? Why?
- Which way are you most comfortable sharing God's love: encouraging words or kind actions?
- How could you try the other way this week?

## TODAY'S BIBLE STORY

### All Around the World

The Great Commission and Ascension

Matthew 28:16-20;

Luke 24:50-53; Acts 1:1-11

## TODAY'S BOTTOM LINE

Share God's love with others.

## MONTHLY MEMORY VERSE

"So we say with confidence,  
"The Lord is my helper;  
I will not be afraid.""

Hebrews 13:6a, NIV

## MONTHLY VIRTUE

Confidence—Living like you believe God is with you

## BASIC TRUTH

I should treat others the way I want to be treated.

## MADE TO PLAY

an activity that encourages learning through following guidelines and/or working as a group



## 3. WORDSLE

[HEAR FROM GOD | MEMORY VERSE ACTIVITY]

**WHAT YOU NEED:** Bibles (NIV); four prepared posterboard pieces; sticky notes in three colors; and black marker

### WHAT YOU DO:

- Gather the kids around the posterboard grids.
- Start with the four-letter/column grid.
- This grid is for the word “Lord” but don’t let the kids know that.
- Invite the kids to guess a four-letter word. (appropriate, of course!)
- Write the word the kids guessed on the board in the top line of the grid.
- Cover the letters with the appropriate sticky notes and write on the note the letter that’s underneath (so kids don’t have to remember which words they guessed).
  - A green sticky note shows a correct letter in the correct space.
  - A yellow sticky note shows a correct letter in the WRONG space.
  - The other color shows a WRONG letter.
- Invite the kids to guess the word again, keeping in mind the clues the sticky notes give.
- Continue to play until the kids guess the word or until you’ve filled the grid with their five guesses.
- When the kids get the word (Lord), move on to the next word.
- If the kids don’t guess the word in five tries, reveal it.
- Next, play both six-letter grids as above.
  - One of the six-letter words is “helper” and the other is “afraid.”
- Once the six-letter words are revealed, play the ten-letter grid (if any older kids can come up with enough ten-letter words!)
  - The ten-letter word is confidence.
- Reveal the ten-letter word after kids have played a couple rounds or if they’re out of ideas.
- Make sure each kid has a Bible.
- Together, look up Hebrews 13:6a with the Bible navigation tips below, then read it out aloud.
- Challenge the kids to find the words from the game in the verse.
  - (All of the words are in the NIV translation. If you choose, adjust the game words and grids to fit your preferred translation.)

## TODAY’S BIBLE STORY

### All Around the World

The Great Commission and Ascension  
Matthew 28:16-20;  
Luke 24:50-53; Acts 1:1-11

## TODAY’S BOTTOM LINE

Share God’s love with others.

## MONTHLY MEMORY VERSE

“So we say with confidence,  
‘The Lord is my helper;  
I will not be afraid.’”  
Hebrews 13:6a, NIV

## MONTHLY VIRTUE

Confidence—Living like you believe God is with you

## BASIC TRUTH

I should treat others the way I want to be treated.

**Finding verses with a multi-age group:** Guide kids to open their Bibles to the front and find the table of contents. Hold up a Bible opened to the table of contents to show the kids what the page looks like. When the kids find the table of contents, ask a middle elementary kid (2nd–3rd grade) to find “Hebrews” in the list under “New Testament.” When the kid finds Hebrews, lead them to look at the page number beside the word and say it, explaining that the number tells them on what page they can find Hebrews. Ask older elementary kids (4th–5th grade) to help younger ones find the correct page in their Bibles. When they all find Hebrews, explain that the big numbers



WEEK  
**ONE**  
MAY 2023

SMALL GROUP  
**K-5**  
STARTER

**PRELUDE      SOCIAL      STORY      WORSHIP      GROUPS      HOME**

CREATING A SAFE PLACE TO CONNECT  
25 MINUTES

### (3. WORDSLE, CONTINUED)

on the page are the chapter numbers. Ask a kindergartner or 1st grader to find chapter 13, and give time for all kids to turn the pages to find it. Explain that the small numbers are verse numbers, and ask a middle elementary kid to find verse 6 in chapter 13. Then read the verse aloud slowly, especially for your pre-readers; or ask older elementary kids to read it to the group.

#### WHAT YOU SAY:

“Have any of you played a game like this before? (*Invite responses.*) You might have seen your parents or siblings play it on their phones or used it in school. It took some time, but eventually we guessed the four and six-letter words (*or mention the words they did get or say that eventually they would have guessed those words*). The ten-letter word was a little more difficult. Why? (*Invite responses—because it was longer or it was more complicated.*) That word—confidence—can also be a tricky word to figure out in real life. You don’t want to brag or put others down about how awesome you are, but you don’t want to live like a trembling mole rat either!

“The mission to **share God’s love with others** will take some confidence. You will need to be bold and believe that God’s power and strength is IN you, WITH you, and FOR you. Our verse reminds us of just that! We can be confident because God—who is bigger than anything or anyone—is with us. He is our helper. So if you’re a little nervous or unsure of how to do something or say something to show God’s love, remember God is with you, helping you all the time.”

# RAISE YOUR GAME

PLAY WITH CONFIDENCE

WEEK  
**ONE**  
MAY 2023

SMALL GROUP  
**K-5**  
STARTER

PRELUDE

SOCIAL

STORY

WORSHIP

GROUPS

HOME

CREATING A SAFE PLACE TO CONNECT  
25 MINUTES

## MADE TO REFLECT

an activity that creates space  
for personal processing  
and application



## 4. PRAY AND DISMISS [PRAY TO GOD | PRAYER ACTIVITY]

**WHAT YOU NEED:** Video game controller from “Movin’ Me” activity

### WHAT YOU DO:

- Direct the kids to spread out in a circle.
- Play a few minutes of “controlling” the kids like you did in the “Movin’ Me” activity.
- Give one of the kids the controller and remind them, “[Kid’s name], **share God’s love with others** this week.”
- Instruct that kid to give the controller to the kid next to them and say, “[Kid’s name], **share God’s love with others** this week.”
- Continue around the circle.
- Close your group time in prayer.

### WHAT YOU SAY:

“Dear God, thank You for being with us all the time and loving us so much! We want to share Your love with others wherever we go this week. Please show us how to show Your love with our words and our actions. We love You, and we ask these things in Jesus’ name. Amen.”

As adults arrive to pick up, make sure adults see the “Like and Share” sheet so they can help their kids complete their missions this week!

## TODAY’S BIBLE STORY

### All Around the World

The Great Commission  
and Ascension

Matthew 28:16-20;

Luke 24:50-53; Acts 1:1-11

## TODAY’S BOTTOM LINE

Share **God’s love with others**.

## MONTHLY MEMORY VERSE

“So we say with confidence,  
‘The Lord is my helper;  
I will not be afraid.’”

Hebrews 13:6a, NIV

## MONTHLY VIRTUE

Confidence—Living like you  
believe **God is with you**

## BASIC TRUTH

I should treat others the way  
I want to be treated.





WEEK  
**ONE**  
MAY 2023

SMALL GROUP  
**K-5**  
STARTER

PRELUDE      SOCIAL      STORY      WORSHIP      GROUPS      HOME

## GETTING READY

HERE'S EVERYTHING YOU NEED TO KNOW TO GET READY FOR THIS WEEK

### SOCIAL: PROVIDING TIME FOR FUN INTERACTION (15 MINUTES)

Welcome kids and spend time engaging in conversation and catching up. Get ready to experience today's story. **(Choose one or both of these activities.)**

#### 1. EARLY ARRIVER

**Made to Connect:** an activity that invites kids to share and collaborate with others while growing their understanding

**WHAT YOU NEED:**

- Offering container
- Handheld video games (old school or new, even the kids' own devices)

#### 2. OPENING ACTIVITY

**Made to Create:** an activity that explores ideas through the process of drawing, building, designing, and problem-solving

**WHAT YOU NEED:**

- Print "Roll-a-Player" Activity Page on white paper and cut, one for each kid.
- Dice—one for each kid
- Copy paper
- Coloring materials

### GROUPS: CREATING A SAFE PLACE TO CONNECT (25 MINUTES)

Create a safe place to connect and learn how the Bible story applies to real life experiences, through interactive activities and discussion questions.

**(Choose as many of these activities as you like.)**

\* If you don't have time to do all these activities, be sure to do activity #1.

#### \* 1. MOVIN' ME

##### [TALK ABOUT GOD | BIBLE STORY REVIEW]

**Made to Move:** an activity that increases the oxygen in the brain and taps into the energy in the body

**WHAT YOU NEED:**

- Print the "Moving Me Story" Activity Page on paper, one for each small group.
- Video game controller of any type, the larger the better

#### 2. LIKE AND SHARE

##### [LIVE FOR GOD | APPLICATION ACTIVITY]

**Made to Imagine:** an activity that promotes empathy and facilitates concrete application through role-play and reenactment

**WHAT YOU NEED:**

- Print the "Like and Share" Activity Page on paper, one for each kid.
- Coloring materials

#### 3. WORDSLE

##### [HEAR FROM GOD | MEMORY VERSE ACTIVITY]

**Made to Play:** an activity that encourages learning through following guidelines and/or working as a group

**WHAT YOU NEED:**

- Bibles (NIV)
- Posterboard—two pieces cut in half to make four pieces
- Sticky notes—yellow, green, and a third color (gray, orange, or blue)
- Black marker
  - Make a grid on each posterboard piece:
    - On two pieces, draw a grid of six columns and five rows. (Each rectangle of the grid should be large enough to place a sticky note.)
    - On the third posterboard piece, draw a grid of four columns and five rows. (Each rectangle of the grid should be large enough to place a sticky note.)
    - On the fourth piece of posterboard, draw a grid of ten columns and five rows. (Each rectangle of the grid should be large enough to place a sticky note.)
  - **NOTE:** If you're not sure how to make your grids, look up WORDLE™ and set up your posters to look like a WORDLE game board.
  - **NOTE:** If you choose not to use the NIV version of the memory verse, you will need to adjust your grids according to the words you use in the activity.



WEEK  
**ONE**  
MAY 2023

SMALL GROUP  
**K-5**  
STARTER

**PRELUDE**      **SOCIAL**      **STORY**      **WORSHIP**      **GROUPS**      **HOME**

## GETTING READY

HERE'S EVERYTHING YOU NEED TO KNOW TO GET READY FOR THIS WEEK

### 4. PRAY AND DISMISS

[PRAY TO GOD | PRAYER ACTIVITY]

*Made to Reflect:* an activity that creates space for personal processing and application

**WHAT YOU NEED:**

- Video game controller from "Movin' Me" activity


### HOME: PROMPTING ACTION BEYOND THE EXPERIENCE

- Print on cardstock or email this week's devotionals and Parent Cue cards.
- Tell parents about our additional family resource: **Parent Cue app.**



# ROLL-A-PLAYER




Draw your player's face and head.



Draw your player's hair.



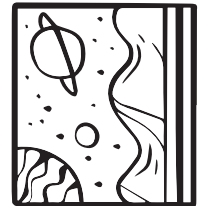

Draw your player's body and clothes.




Draw your player's feet and shoes/boots/flippers.



Give your player a cool accessory like a hat, bag, cape, bow, lightning bolts, etc.




Draw the background of your player's world.





# ROLL-A-PLAYER




Draw your player's face and head.



Draw your player's hair.



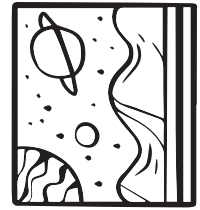

Draw your player's body and clothes.




Draw your player's feet and shoes/boots/flippers.



Give your player a cool accessory like a hat, bag, cape, bow, lightning bolts, etc.



Draw the background of your player's world.



## What to Do:

Copy on white paper and cut apart. One for each kid.

Jesus had risen from the dead and appeared to His followers all over Jerusalem—UP and DOWN the streets and in the little villages to the LEFT and RIGHT of the city.

Jesus LEFT His friends a message to meet Him RIGHT at the top of a mountain outside the city. They ran RIGHT away to hear what He wanted.

They walked UP the mountain and sat DOWN near the top, and Jesus appeared.

Jesus prayed over His friends and explained that He must return to heaven. Before He LEFT, Jesus gave His friends a mission that had to be started soon, but not RIGHT away.

Jesus told His friends to wait RIGHT in the city because He hadn't LEFT them without a helper.

Then Jesus was taken UP into heaven, RIGHT before their very eyes! He LEFT them with their mission.

As they were staring UP in the sky where Jesus had been, two men in white appeared and encouraged them to stop staring UP at the sky and get DOWN to the city RIGHT away. Jesus had promised to be with them.

Peter and Jesus' other friends met every day UP stairs in the room where they'd all been with Jesus before he died. They prayed and talked and only LEFT to attend the Temple DOWN in the neighborhood and talk to anyone standing RIGHT around there about Jesus.

They wondered what God was UP to. Why had Jesus LEFT them? What was the RIGHT way to carry out their mission?

They would have UPs and DOWNS before they discovered all the answers, but when they did, they were LEFT amazed!

---


**What to Do:**




Print on paper, one for each small group.




**"Movin' Me Story" Activity Page**




May 2023, Week 1, K-5 Starter

©2023 The reThink Group, Inc. All rights reserved.



**HOW WILL YOU SHARE GOD'S LOVE  
WITH OTHERS THIS WEEK?**

---

**What to Do:**  
Print on paper. One for each kid.