

TODAY'S SUGGESTED SCHEDULE

NOTE: This version of the curriculum is designed especially for churches with fewer leaders and kids. You may want to use it if you have just one or two leaders and if you combine all your kids in both Large and Small Group time.

TODAY'S BIBLE STORY

Level Up
The Holy Spirit
Comes at Pentecost
Acts 2:1-41

TODAY'S BOTTOM LINE

God sent the Holy Spirit
to help you.

MONTHLY MEMORY VERSE

"So we say with confidence,
'The Lord is my helper;
I will not be afraid.'"
Hebrews 13:6a, NIV

MONTHLY VIRTUE

Confidence—Living like you
believe God is with you

BASIC TRUTH

I can trust God no matter what.

PRELUDE: Setting the tone for the experience

See the **Getting Ready** pages at the end of this document for a detailed description of what you'll need for today.

In the **Prelude** folder of your curriculum, you'll find a variety of other resources to help you prepare.

SMALL GROUP

15
MIN

SOCIAL: Providing time for fun interaction

Early Arriver
Opening Activity

LARGE GROUP

35
MIN

STORY: Communicating God's truth in engaging ways

WORSHIP: Inviting people to respond to God

Welcome/Opener
Worship
Bible Story
Bottom Line
Prayer
Closer

SMALL GROUP

25
MIN

GROUPS: Creating a safe place to connect

Bible Story Review: Level Up
Application Activity: Hands Free
Memory Verse Activity: Bible Bop
Prayer Activity: Pray and Dismiss

HOME: Prompting action beyond the experience

Parent Cue Card (Print or Email)
Devotionals for Kids
Parent Cue App

RAISE YOUR GAME

PLAY WITH CONFIDENCE

WEEK
TWO
MAY 2023

SMALL GROUP
K-5
STARTER

PRELUDE

SOCIAL

STORY

WORSHIP

GROUPS

HOME

PROVIDING TIME FOR FUN INTERACTION
15 MINUTES

MADE TO CONNECT

an activity that invites kids to share and collaborate with others while growing their understanding



Before kids arrive, ask God to open each kid's heart to receive God's love. Ask God to help them learn to feel confident, knowing that the Holy Spirit is here to help them. Ask God to help the kids show the fruit of the Spirit in their interactions with others as they make the wise choice.

TODAY'S BIBLE STORY

Level Up
The Holy Spirit
Comes at Pentecost
Acts 2:1-41

TODAY'S BOTTOM LINE

**God sent the Holy Spirit
to help you.**

MONTHLY MEMORY VERSE

**"So we say with confidence,
'The Lord is my helper;
I will not be afraid.'"**
Hebrews 13:6a, NIV

MONTHLY VIRTUE

**Confidence—Living like you
believe God is with you**

BASIC TRUTH

I can trust God no matter what.

1. EARLY ARRIVER

WHAT YOU NEED: Offering container and handheld games

WHAT YOU DO:

- Welcome kids to Small Group as they arrive.
- Invite kids who brought an offering to put it in an offering container.
- Set out the handheld games.
- Invite the kids to play together.
- As you play, ask:
 - What's your favorite non-video game?
 - Do you ever play card or board games with your family or friends?
 - Do you play games at school? What are those like?
 - What is the best thing about playing a game BESIDES winning?

PROVIDING TIME FOR FUN INTERACTION
15 MINUTES

MADE TO EXPLORE

an activity that extends learning through hands-on experimentation and discovery



2. OPENING ACTIVITY

WHAT YOU NEED: "Tetra Block Sheets" and "Tetra Block Shapes" Activity Pages

WHAT YOU DO:

- Give each younger kid a "Tetra Block Sheet" Activity Page.
- Set out the "Tetra Block Shapes."
- Demonstrate how to place the shapes on the grid to make a pattern that fits together.
- Invite the kids to experiment with the shapes.
- If you're playing with older kids:
 - Instruct the kids to sit in a circle.
 - Give each kid a "Tetra Block Sheets" Activity Page and put the "Tetra Block Shapes" in the middle of the circle.
 - Play several rounds.
 - Each round, direct a kid to choose a shape and give it to the kid on their right.
 - Direct the kid to incorporate the shape on their board.
 - The first kid to fill their board with no missing spaces, wins. (Or you can play "last kid standing" style, making the winner the last kid to put a shape in their grid without any blank spots.)

TODAY'S BIBLE STORY

Level Up
The Holy Spirit
Comes at Pentecost
Acts 2:1-41

TODAY'S BOTTOM LINE

God sent the Holy Spirit to help you.

MONTHLY MEMORY VERSE

"So we say with confidence,
'The Lord is my helper;
I will not be afraid.'"
Hebrews 13:6a, NIV

MONTHLY VIRTUE

Confidence—Living like you believe God is with you

BASIC TRUTH

I can trust God no matter what.

WHAT YOU SAY:

"There's a game similar to this that you can play on your device, and when you play, you can actually make some of the blocks disappear by getting them all lined up. Have you ever wished some difficult stuff in your life would disappear? (*Invite responses.*) Have you ever thought that maybe if you got everything right, things would be easier? (*Invite responses.*) **[Transition] Today in Large Group, we'll hear about Jesus' disciples who had a difficult job and some tough stuff in their lives. God gave them a helper who would go with them through everything!**"

Lead your group to the Large Group area.

RAISE YOUR GAME

PLAY WITH CONFIDENCE

WEEK
TWO
MAY 2023

SMALL GROUP
K-5
STARTER

PRELUDE

SOCIAL

STORY

WORSHIP

GROUPS

HOME

CREATING A SAFE PLACE TO CONNECT
25 MINUTES

MADE TO PLAY

an activity that encourages learning through following guidelines and/or working as a group



1. LEVEL UP

[TALK ABOUT GOD | BIBLE STORY REVIEW]

WHAT YOU NEED: "Level Up Tokens" Activity Page and other objects inside the prepared tape maze

WHAT YOU DO:

- Divide your group into two teams.
- Direct one group to stand at the "entrance" to the maze and the other at the "exit." (Place younger kids at the front of the line and older kids toward the back.)
- Instruct the first kid on the team near the entrance to hop on one foot and collect as many objects and tokens as possible.
- If they drop any tokens or objects, they can't move backwards to pick them up.
- If they put their foot down, they "lose a life," and must leave the maze.
- Teams get three lives (kids) before the game pauses and switches, see below.
- If/when the first kid completes the maze or loses a life, the next kid on their team begins at the entrance of the maze.
- Instruct the kids to leave any dropped tokens or objects where they fall for other kids to pick up.
- While the team at the entrance is hopping through the maze, picking up, the first kid in line at the exit team should walk sideways inside the maze, toward the kid moving forward.
 - Their goal is to tag the kid in the maze.
 - The kid collecting objects *can't* be tagged if they have a "Level Up Token."
 - If the tagger gets touched with a token, they're out, and it's the next person's turn to move from the exit toward the hopping kid in the maze.
 - If the collecting kid is tagged, they lose a life and both kids go to the end of their lines.
- After the collecting team loses three lives, instruct the teams to switch but stay at their respective spots (so the entrance becomes the exit).
- If any kid gets all the way through the maze, their team wins!
- If no one gets through the maze, count the "Level Up" tokens to determine a winner.
- Periodically place a few more tokens and items throughout the maze to keep it "stocked" with stuff for kids to pick up.

TODAY'S BIBLE STORY

Level Up
The Holy Spirit
Comes at Pentecost
Acts 2:1-41

TODAY'S BOTTOM LINE

**God sent the Holy Spirit
to help you.**

MONTHLY MEMORY VERSE

**"So we say with confidence,
'The Lord is my helper;
I will not be afraid.'"**
Hebrews 13:6a, NIV

MONTHLY VIRTUE

**Confidence—Living like you
believe God is with you**

BASIC TRUTH

I can trust God no matter what.

WHAT YOU SAY:

"In our Bible Story today, Jesus' friends were given a new helper in their mission. Imagine if there was someone who could give you strength to get past the taggers and could show you how to use the tokens to unlock secret mission levels.



WEEK
TWO
MAY 2023

SMALL GROUP
K-5
STARTER

PRELUDE SOCIAL STORY WORSHIP GROUPS HOME

CREATING A SAFE PLACE TO CONNECT
25 MINUTES

(1. LEVEL UP, CONTINUED)

“Well, the Holy Spirit is like that. The Holy Spirit helps you show things like love, joy, peace, and patience. You will be so much more successful in your mission to love others because **God sent the Holy Spirit to help you.**”

“In our story, the Holy Spirit appeared like wind and fire. That’s not always how the Spirit acts today. The Holy Spirit gives you confidence and boldness to love others. With the power of the Spirit, you will have the power to love and share like you never thought you could.”

RAISE YOUR GAME

PLAY WITH CONFIDENCE

WEEK
TWO
MAY 2023

SMALL GROUP
K-5
STARTER

PRELUDE

SOCIAL

STORY

WORSHIP

GROUPS

HOME

CREATING A SAFE PLACE TO CONNECT
25 MINUTES

MADE TO MOVE

an activity that increases the oxygen in the brain and taps into the energy in the body



TODAY'S BIBLE STORY

Level Up
The Holy Spirit
Comes at Pentecost
Acts 2:1-41

TODAY'S BOTTOM LINE

God sent the Holy Spirit to help you.

MONTHLY MEMORY VERSE

**"So we say with confidence,
'The Lord is my helper;
I will not be afraid.'"**
Hebrews 13:6a, NIV

MONTHLY VIRTUE

Confidence—Living like you believe God is with you

BASIC TRUTH

I can trust God no matter what.

*2. HANDS FREE

[LIVE FOR GOD | APPLICATION ACTIVITY]

WHAT YOU NEED: Building activity supplies

WHAT YOU DO:

- Pair kids with each other, putting kids of the same gender and roughly the same height together.
- Direct the kids to stand at a table with one kid standing behind their partner.
- Instruct the kid in front to put their hands on their hips, superhero style.
- Direct the kid standing in the back to thread their arms through their partner's so that the kid in the back can reach the table but not see it.
- Set out the building materials in front of each pair.
- Challenge pairs to build the tallest tower.
- Instruct the kid in front to give directions to the kid who can reach so the kid who can reach does the building.
- Direct the kid in front to keep their hands on their hips.
- After a minute or so, direct the pairs to switch so that the other kid has a chance to build.
 - You may want to start over building at this point, especially for younger kids who are developing motor skills.
- After a couple of minutes, call time.
- Decide who on each round had the highest tower.
- This would be a fun video for parents!

WHAT YOU SAY:

"Which was more fun: being able to see or being able to build? (*Invite responses.*) Which was more difficult or frustrating? (*Invite responses.*) Sometimes, it feels like we can't see everything we need to in life. Maybe you don't know what decision to make about travel sports teams or an important academic camp this summer. Maybe you're not so sure that your new friend is really honest with you. There are a lot of unknowns in life, but **God sent the Holy Spirit to help you.** The Holy Spirit, God's Spirit in us, can see more than we can. The Holy Spirit can give us guidance and confidence when we need it.

"You can get this confidence or wisdom from the Holy Spirit—just ask and God will help you! You can ask the Holy Spirit to guide you in your choices, in your friendships, and in the way you show love to others."

[Make It Personal] (Share about a time you felt guidance or wisdom from the Holy Spirit or you were able to show the fruit of the Spirit like love, joy, patience, and faithfulness in circumstances that you know you didn't actually feel. What gave you the power to show kindness? How did you find the wisdom to make a hard choice?)



WEEK
TWO
MAY 2023

SMALL GROUP
K-5
STARTER

PRELUDE SOCIAL STORY WORSHIP GROUPS HOME

CREATING A SAFE PLACE TO CONNECT
25 MINUTES

(*2. HANDS FREE, CONTINUED)

Optional Discussion Questions for Older Kids

If you lead 4th, 5th, or 6th graders, consider asking these discussion questions:

- It can be difficult to talk about the Holy Spirit because we can't see a spirit. Like the wind, we can only see what the Holy Spirit does. What questions do you have about the Holy Spirit?
 - You can answer, "Some questions can't be answered or understood by us, but if I don't know the answers, I will ask and get back to you!"
- Have you ever felt the guidance or power of the Holy Spirit? What was that experience like? *(Remind kids that even just that small nudge of wisdom when faced with a hard decision or knowing how to treat someone in a tough situation can be the Holy Spirit working in our hearts.)*

RAISE YOUR GAME

PLAY WITH CONFIDENCE

WEEK
TWO
MAY 2023

SMALL GROUP
K-5
STARTER

PRELUDE

SOCIAL

STORY

WORSHIP

GROUPS

HOME

CREATING A SAFE PLACE TO CONNECT
25 MINUTES

MADE TO MOVE

an activity that increases the oxygen in the brain and taps into the energy in the body



3. BIBLE BOP

[HEAR FROM GOD | MEMORY VERSE ACTIVITY]

WHAT YOU NEED: Bibles and Balloons; Optional: extra balloons

WHAT YOU DO:

- Make sure each kid has a Bible.
- Together, look up Hebrews 13:6a with the navigation tips below and read it out loud.

TODAY'S BIBLE STORY

Level Up
The Holy Spirit
Comes at Pentecost
Acts 2:1-41

Finding verses with a multi-age group: Guide kids to open their Bibles to the front and find the table of contents. Hold up a Bible opened to the table of contents to show the kids what the page looks like. When the kids find the table of contents, ask a middle elementary kid (2nd–3rd grade) to find “Hebrews” in the list under “New Testament.” When the kid finds Hebrews, lead them to look at the page number beside the word and say it, explaining that the number tells them on what page they can find Hebrews. Ask older elementary kids (4th–5th grade) to help younger ones find the correct page in their Bibles. When they all find Hebrews, explain that the big numbers on the page are the chapter numbers. Ask a kindergartner or 1st grader to find chapter 13, and give time for all kids to turn the pages to find it. Explain that the small numbers are verse numbers, and ask a middle elementary kid to find verse 6 in chapter 13. Then read the verse aloud slowly, especially for your pre-readers; or ask older elementary kids to read it to the group.

TODAY'S BOTTOM LINE

God sent the Holy Spirit to help you.

- Instruct the kids to keep their Bibles open to the verse so they can reference them.
- Divide your group into two teams.
- Stand the teams in a circle, alternating kids from each team.
- Designate a color balloon for each team.
- Tell kids that each team should try to keep their balloon in the air while saying the verse, one word per hit of the balloon.
- If a team's balloon hits the ground, direct that team to start over.
- If a team forgets a verse word, instruct that team to start over.
- If a kid moves from their spot, direct that kid to be out of the game.
- If a kid hits the other team's balloon, instruct that kid's team to start over.
 - The other team may keep going if someone from their team hits their balloon next with the correct word.
- The first team to get through the verse, wins!
- Play as long as time allows.

MONTHLY MEMORY VERSE

**“So we say with confidence,
‘The Lord is my helper;
I will not be afraid.’”**
Hebrews 13:6a, NIV

MONTHLY VIRTUE

Confidence—Living like you believe God is with you

BASIC TRUTH

I can trust God no matter what.

WHAT YOU SAY:

“Our verse reminds us that we can have confidence that God will help us. One way that happens is that **God sent the Holy Spirit to help you**. You are never facing trouble or difficulty alone. You never have to make the wise choice just by thinking about it yourself. You can always pray and ask God's Spirit to be with you and give you confidence and wisdom.



WEEK
TWO
MAY 2023

SMALL GROUP
K-5
STARTER

PRELUDE SOCIAL STORY WORSHIP GROUPS HOME

CREATING A SAFE PLACE TO CONNECT
25 MINUTES

(3. BIBLE BOP, CONTINUED)

“God’s Spirit works in many ways—through the Bible, through prayer, through words from trusted friends, through situations in our lives. Listen and watch where the Holy Spirit is working in your life to help you have confidence in following Jesus and sharing God’s love.”

RAISE YOUR GAME

PLAY WITH CONFIDENCE

WEEK
TWO
MAY 2023

SMALL GROUP
K-5
STARTER

PRELUDE

SOCIAL

STORY

WORSHIP

GROUPS

HOME

CREATING A SAFE PLACE TO CONNECT
25 MINUTES

MADE TO REFLECT

an activity that creates space
for personal processing
and application



4. PRAY AND DISMISS [PRAY TO GOD | PRAYER ACTIVITY]

WHAT YOU NEED: "Tetra Block Sheets" and "Tetra Block Shapes" Activity Pages from "Opening Activity;" packing tape or contact/shelving paper; and permanent markers

WHAT YOU DO:

- Give each kid a "Tetra Block Sheet" grid.
- Set out the "Tetra Block Shapes."
- Invite kids to make a pattern on the grid with the shapes.
- Carefully lay pieces of packing tape or clear shelf paper over the completed sheets, sticky side down, and wrap the edges over the back.
- Make sure the whole page is covered with the tape or clear sticky paper.
- Pass around the marker.
- Instruct kids to write **God sent the Holy Spirit to help you** across the front of the covered board.
- Close your group time in prayer.

WHAT YOU SAY:

"Dear God, thank You for giving us Your Holy Spirit and being with us in whatever we face. We need Your help to guide us and give us confidence in following Jesus and showing Your love. We love You, and we pray these things in Jesus' name. Amen."

As adults arrive to pick up, send kids home with their "shapes" grids.

TODAY'S BIBLE STORY

Level Up
The Holy Spirit
Comes at Pentecost
Acts 2:1-41

TODAY'S BOTTOM LINE

**God sent the Holy Spirit
to help you.**

MONTHLY MEMORY VERSE

"So we say with confidence,
'The Lord is my helper;
I will not be afraid.'"
Hebrews 13:6a, NIV

MONTHLY VIRTUE

**Confidence—Living like you
believe God is with you**

BASIC TRUTH

I can trust God no matter what.



WEEK
TWO
MAY 2023

SMALL GROUP
K-5
STARTER

PRELUDE

SOCIAL

STORY

WORSHIP

GROUPS

HOME

GETTING READY

HERE'S EVERYTHING YOU NEED TO KNOW TO GET READY FOR THIS WEEK

SOCIAL: PROVIDING TIME FOR FUN INTERACTION (15 MINUTES)

Welcome kids and spend time engaging in conversation and catching up. Get ready to experience today's story.

(Choose one or both of these activities.)

1. EARLY ARRIVER

Made to Connect: an activity that invites kids to share and collaborate with others while growing their understanding

WHAT YOU NEED:

- Offering container
- Handheld games of all kinds

2. OPENING ACTIVITY

Made to Explore: an activity that extends learning through hands-on experimentation and discovery

WHAT YOU NEED:

- Print "Tetra Block Sheets" Activity Page on cardstock, one grid for each kid.
- Print "Tetra Block Shapes" Activity Page on different colors of paper and cut out, several sets for each small group.

GROUPS: CREATING A SAFE PLACE TO CONNECT (25 MINUTES)

Create a safe place to connect and learn how the Bible story applies to real life experiences, through interactive activities and discussion questions.

(Choose as many of these activities as you like.)

* If you don't have time to do all these activities, be sure to do activity #2.

1. LEVEL UP

[TALK ABOUT GOD | BIBLE STORY REVIEW]

Made to Play: an activity that encourages learning through following guidelines and/or working as a group

WHAT YOU NEED:

- Print "Level Up Tokens" Activity Page on gold or brightly colored paper and cut out, twelve coins for each small group.
- Masking tape

- Small objects that kids can collect (crumpled paper, ball pit balls, blocks, foam sponges, beanbags, etc.)
 - Tape a large maze with an entrance and exit in your small group area. Place the small objects and tokens inside the maze, along the paths, so it looks like an old-school video game maze.

* 2. HANDS FREE

[LIVE FOR GOD | APPLICATION ACTIVITY]

Made to Move: an activity that increases the oxygen in the brain and taps into the energy in the body

WHAT YOU NEED:

- Building activity supplies (JENGA™, LEGO®, stacking cups, marshmallows, etc.)

3. BIBLE BOP

[HEAR FROM GOD | MEMORY VERSE ACTIVITY]

Made to Move: an activity that increases the oxygen in the brain and taps into the energy in the body

WHAT YOU NEED:

- Two different colored balloons, inflated
- Bibles
- *Optional: extra balloons in case of popping*

4. PRAY AND DISMISS

[PRAY TO GOD | PRAYER ACTIVITY]


Made to Reflect: an activity that creates space for personal processing and application

WHAT YOU NEED:

- "Tetra Block Sheets" and "Tetra Block Shapes" Activity Pages from "Opening Activity"
- Packing tape or clear contact/shelving paper (found at dollar stores)
- Permanent markers

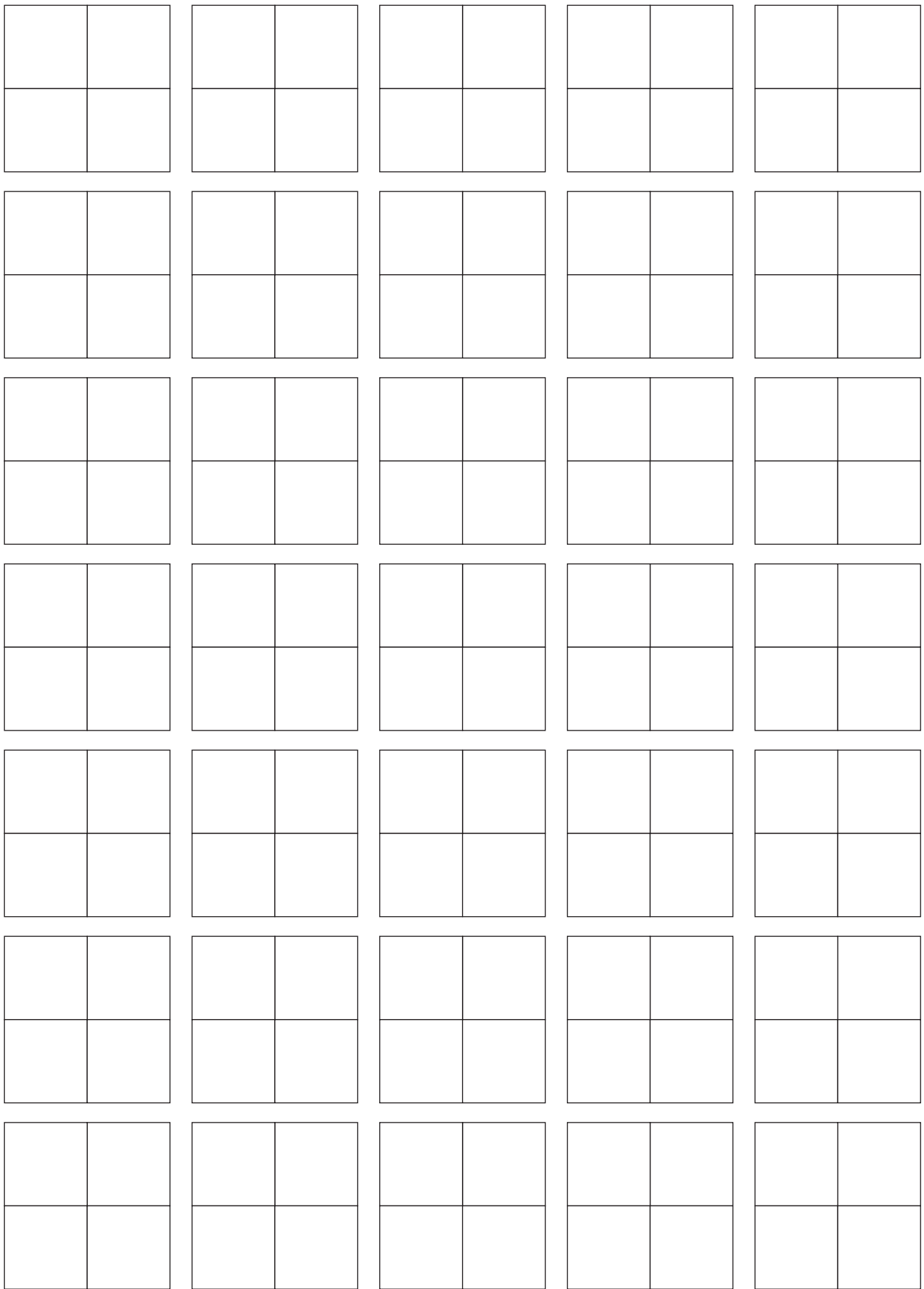
HOME: PROMPTING ACTION BEYOND THE EXPERIENCE

- Print on cardstock or email this week's devotionals and Parent Cue cards.
- Tell parents about our additional family resource: **Parent Cue app.**



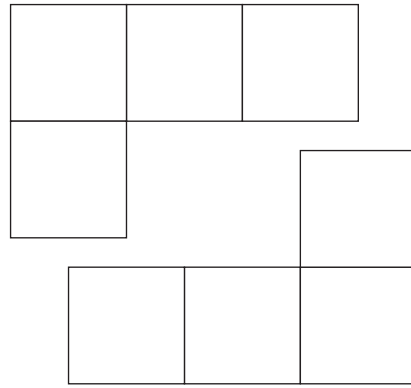
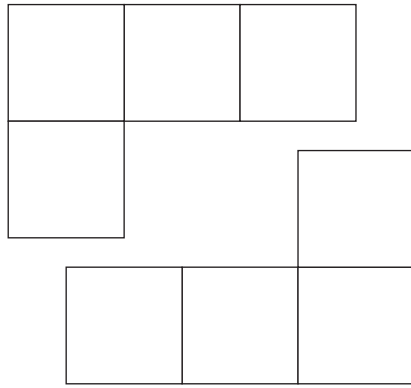
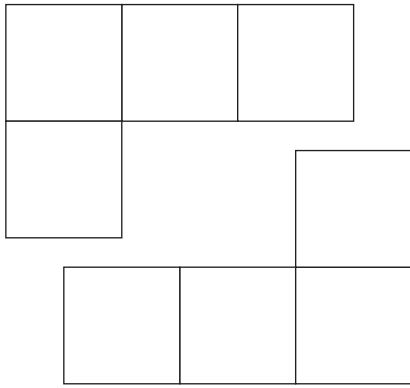
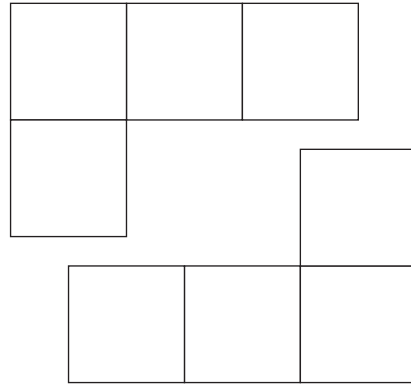
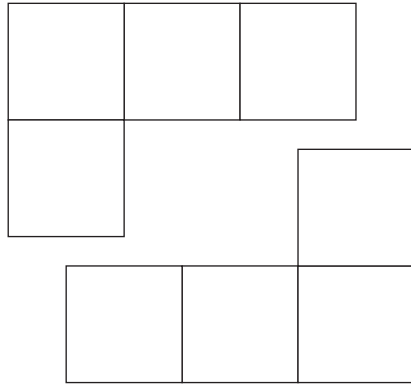
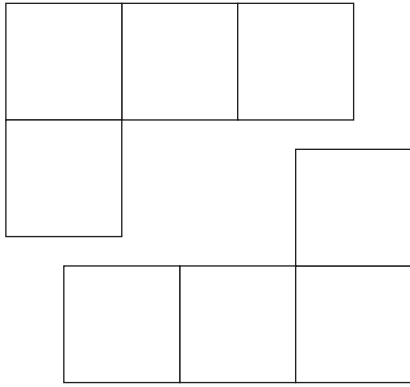
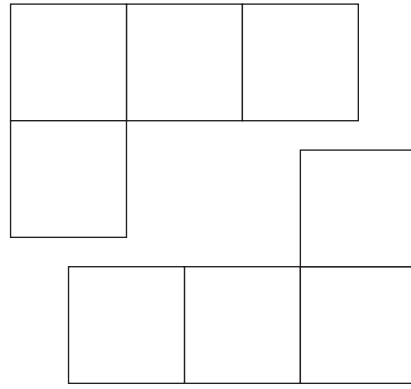
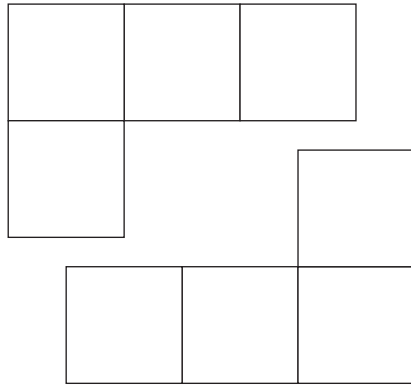
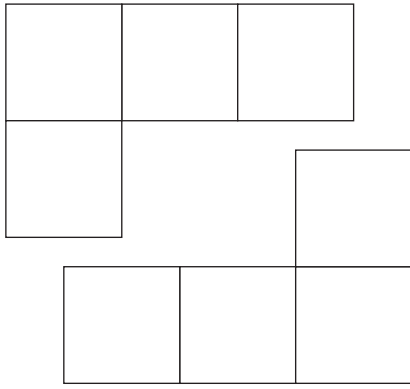
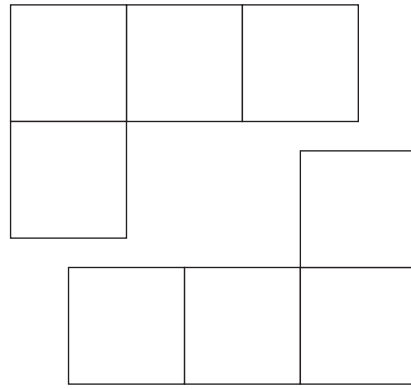
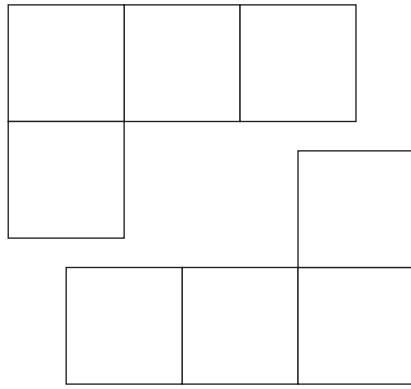
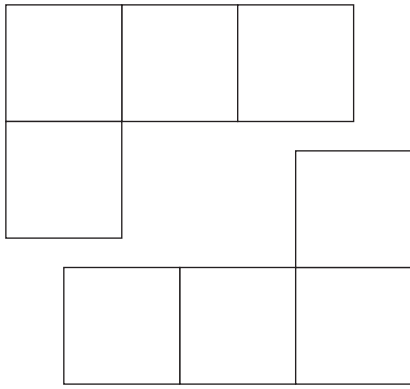
What to Do:

Print on cardstock, one grid for each kid.




What to Do:

Print on different colored paper and cut out each block of four squares, several sets for each small group.








What to Do:

Print on different colored paper and cut out, several sets for each small group.



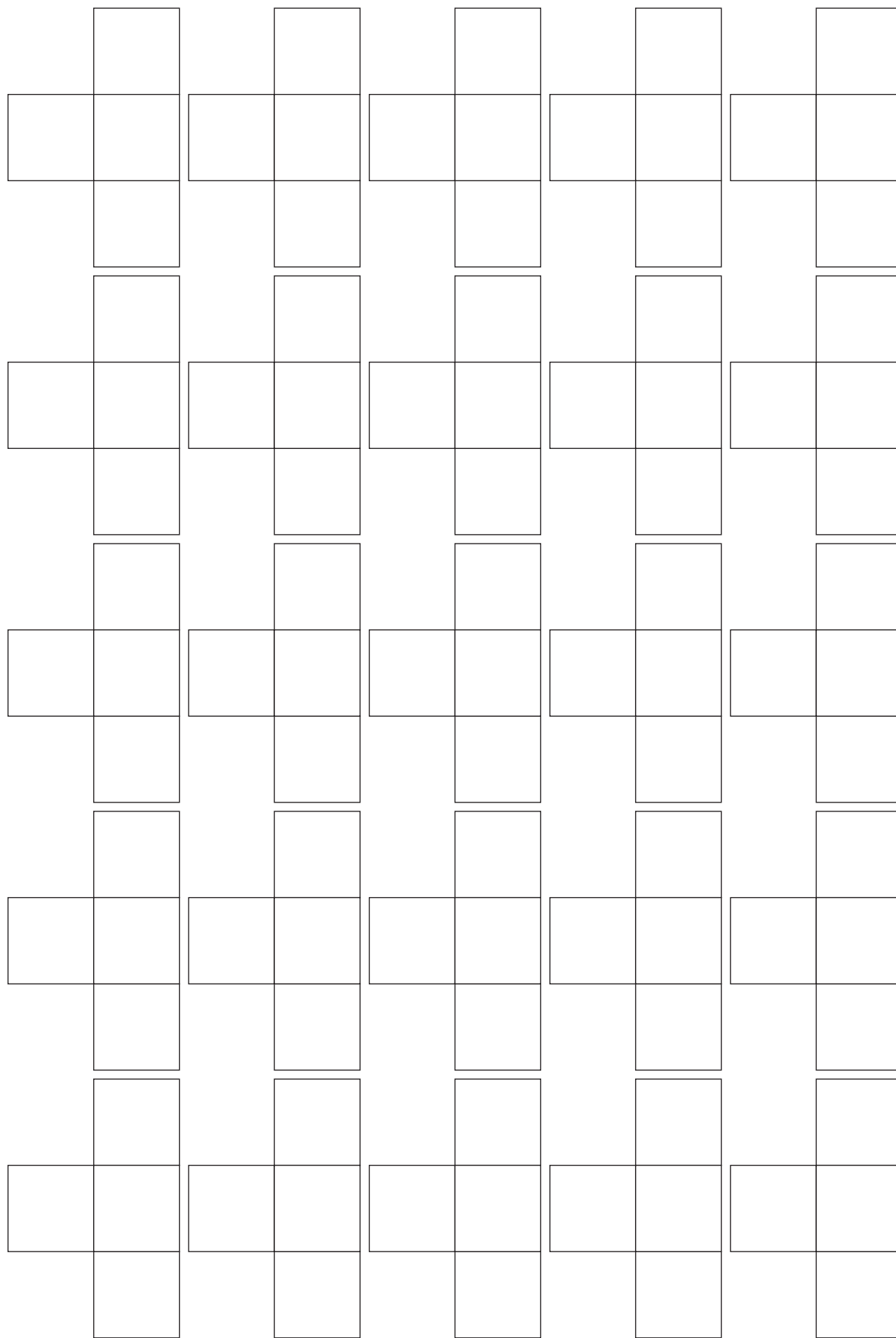
What to Do:

Print on different colored paper and cut out, several sets for each small group.



What to Do:

Print on different colored paper and cut out, several sets for each small group.



What to Do:

Print on different colored paper and cut out, several sets for each small group.



What to Do:

Print on gold or brightly colored paper and cut out, twelve coins for each small group.